

the house church movement

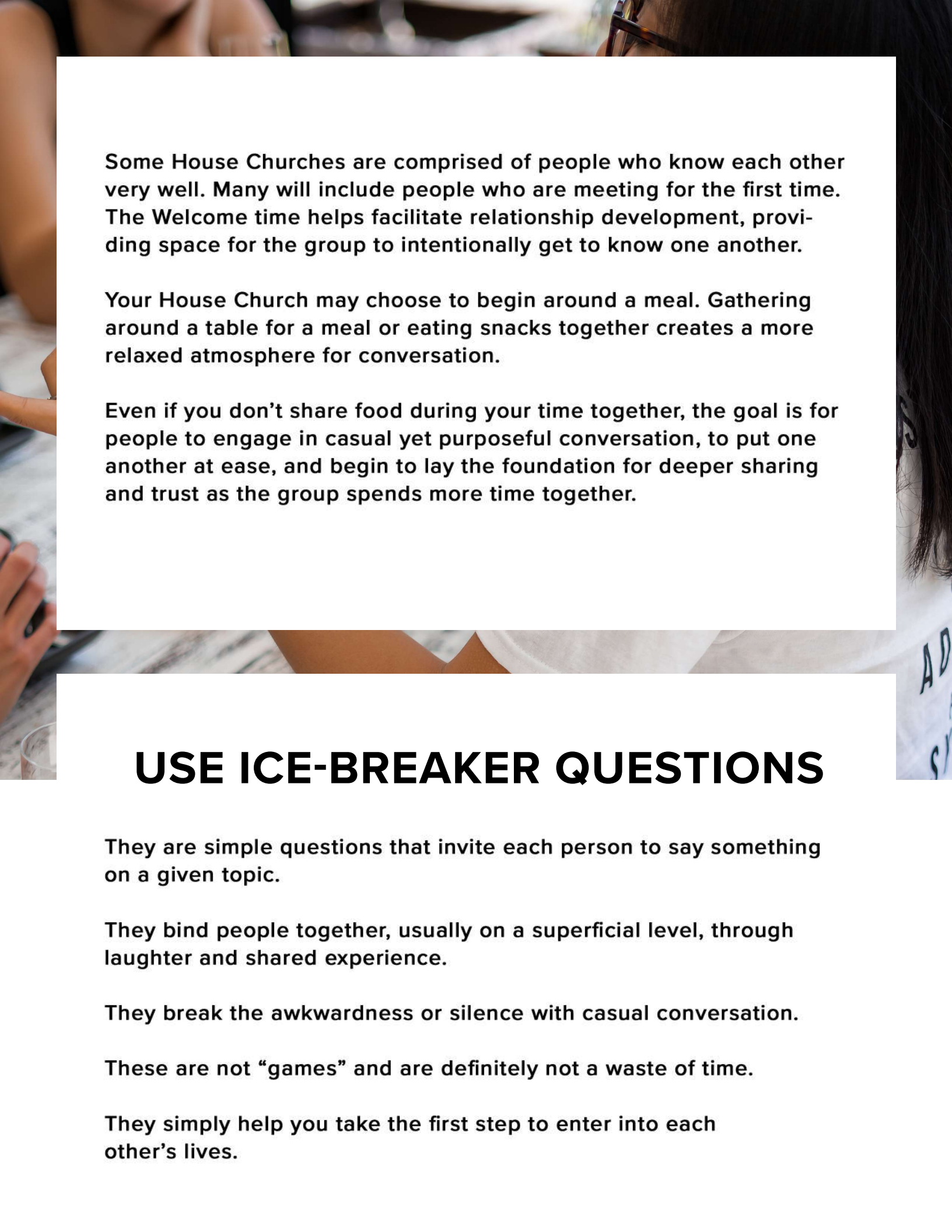
SALEM ALLIANCE CHURCH 



WELCOME · WORSHIP · WORD · WITNESS



WELCOME

A background image showing a group of people sitting at a table, likely in a restaurant or cafe. The image is partially obscured by a white text box in the center. The people are engaged in conversation, and there are glasses and plates visible on the table.

Some House Churches are comprised of people who know each other very well. Many will include people who are meeting for the first time. The Welcome time helps facilitate relationship development, providing space for the group to intentionally get to know one another.

Your House Church may choose to begin around a meal. Gathering around a table for a meal or eating snacks together creates a more relaxed atmosphere for conversation.

Even if you don't share food during your time together, the goal is for people to engage in casual yet purposeful conversation, to put one another at ease, and begin to lay the foundation for deeper sharing and trust as the group spends more time together.

USE ICE-BREAKER QUESTIONS

They are simple questions that invite each person to say something on a given topic.

They bind people together, usually on a superficial level, through laughter and shared experience.

They break the awkwardness or silence with casual conversation.

These are not “games” and are definitely not a waste of time.

They simply help you take the first step to enter into each other's lives.

You'll be amazed what you will learn about each other through a well-crafted question. Here are just a few samples of questions that can help your church start talking and sharing:

What was your nickname in high school?

What pet do you wish you had?

Where did you live when you were 8 years old?

What's your favorite food?

What was your first job?

What do you like to do on your day off?

When you're ready to get on a plane again, where will you fly to?

When more trust is present in a House Church, you can ask a question like:

What has you most concerned at this point in your life?

What are your coping mechanisms when things get tough?

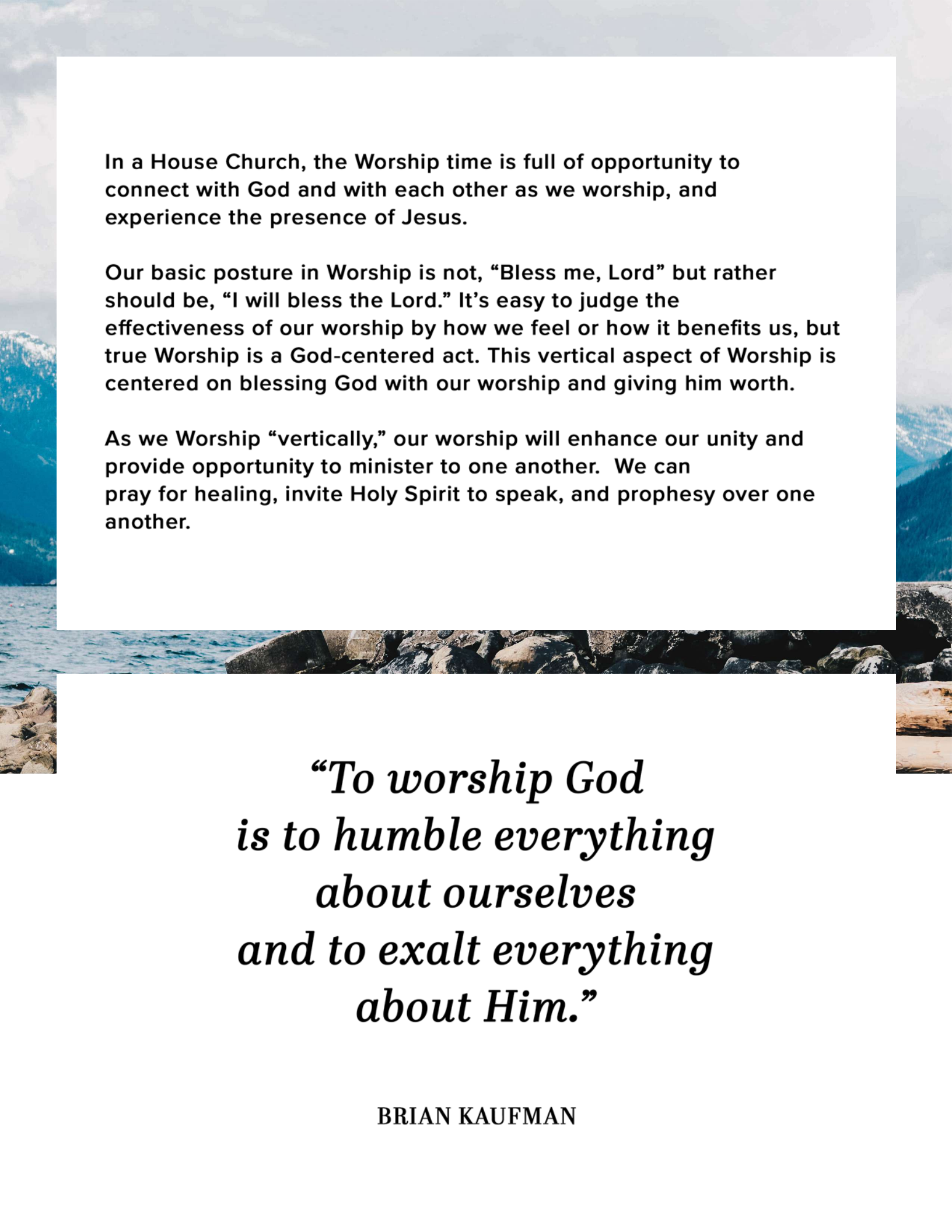
You can also ask everyone to write down a question someone else has to answer - then have each person pick one question and answer it.

Whatever you decide to plan for your Welcome, we would encourage you to take 10-15 minutes for this time. Remember, the goal of the welcome time is to make people feel comfortable and begin communicating. Try not to put shy people on the spot. Give people the option to pass.

Spend time preparing an appropriate Welcome time. Often leaders are tempted not to plan this time, because people will just chat anyway. At times, this may be just fine. But, the Welcome time can be used to effectively and strategically move people to places of deeper sharing and communication.



WORSHIP



In a House Church, the Worship time is full of opportunity to connect with God and with each other as we worship, and experience the presence of Jesus.

Our basic posture in Worship is not, “Bless me, Lord” but rather should be, “I will bless the Lord.” It’s easy to judge the effectiveness of our worship by how we feel or how it benefits us, but true Worship is a God-centered act. This vertical aspect of Worship is centered on blessing God with our worship and giving him worth.

As we Worship “vertically,” our worship will enhance our unity and provide opportunity to minister to one another. We can pray for healing, invite Holy Spirit to speak, and prophesy over one another.

*“To worship God
is to humble everything
about ourselves
and to exalt everything
about Him.”*

BRIAN KAUFMAN

WORSHIP IDEAS

Sing with livestream, YouTube, or with a musician in your HC. If you need printed music, please email our worship department (joconnor@salemalliance.org).

Provide 15 minutes to write letters of gratitude to God. Give each person a chance to read their letters out loud. Burn them in your fire pit symbolizing a sacrifice of worship.

Look at a piece of art. Ask, "How does this painting prompt admiration for God?"

Take communion together (see the communion resource page).


Hand everyone a nail. Read Matthew 27:11-65 out loud. Talk about what Jesus did on the cross. Pray together and thank Jesus for his sacrifice.

Give 15 minutes to go outside, be still and listen. If weather does not permit, have everyone find a separate corner of the house. Ask Holy Spirit, "what do you want to say to me about who you are?" Come back together and share what God revealed to you about Him.

Have paper and writing utensils (crayons, paint, markers, pencils) available for everyone. Play some worship music (on your phone, on a speaker, on your TV) and encourage everyone to draw/color/write in an attitude of giving God praise. Share with each other what you drew afterwards.

Read a psalm of praise together and after each verse pray prayers of worship.

Write a psalm. Use this outline: God, I feel... But you are... So, I will... Take time afterwards to have people share their psalms out loud.



Turn off all the lights and light a single candle. Read John 8:12 out loud. Talk about Jesus being the light of the world and about what it means for us to be the light of the world.

Gratitude is worship. Have people answer the question “What are you grateful for?”. Then turn that into worship and have them thank God out loud for those things.

If weather permits, take a walk outside as a group. As you walk, keep it quiet except for when someone wants to speak out a sentence of worship to God. Let your entire walk be an opportunity to keep God the center. Talk to God as you walk.

Take time to read whole books of the Bible out loud. (Listen to this podcast episode to learn more – <https://bibleproject.com/podcast/how-read-bible-part-1-reading-bible-aloud-community/>).

Do an internet search for “Hymn Stories,” or for the story behind a hymn/song you particularly like. Often the background to these songs of faith open up new levels of meaning. When you find one that inspires you, reflect on it together and sing it (with or without instruments).

Put on some quiet instrumental music, turn down the lights and dedicate some time to simply resting in God’s love for you. If you find it hard to focus, reflect on some Bible verses, such as can be found here – http://www.openbible.info/topics/god_loves_me.

Pray the Lord’s prayer three times while you’re gathered together. Pray it at the beginning, pause in the middle of your meeting to pray it, and then again before you dismiss.

Share a story of healing. After, allow others to share their desire for healing. Finish by praying for healing.



WORSHIPPING ALONG WITH LIVESTREAM

Just prior to the livestream, gather the House Church and pray over them and for the service.

Be intentional about setting an example for others in the room.

Expect God to be present.

Pray for your House Church as they worship. Pray they will encounter Jesus. Pray that Holy Spirit will speak to them. Pray for an encounter with the Father's heart.

WORSHIPPING IN SONG WITHOUT LIVESTREAM

Pray, plan, practice. Avoid an impromptu selection of songs. If you need printed music resources email our Worship Department (joconnor@salemalliance.org)

Listen for the promptings of Holy Spirit.

Avoid long introductions and unnecessary explanations or comments.

If you sense God's presence, stay there. Don't move too quickly past it. This is why you are gathering.



WORD

We know that the Word of God is alive and powerful

For the word of God is alive and active. Sharper than any double-edged sword, it penetrates even to dividing soul and spirit, joints and marrow; it judges the thoughts and attitudes of the heart. (Hebrews 4:12)

and that God uses it to prepare and equip his people to do every good work.

All Scripture is God-breathed and is useful for teaching, rebuking, correcting and training in righteousness, so that the servant of God may be thoroughly equipped for every good work. (2 Timothy 3:17)

*The Word time
is so much more than
just informational,
it's transformational.*

USE THE BIBLE STUDY GUIDE

(available online and in print starting the first week of October)

Encourage your group to use it as their personal devotional tool on their own time. This will allow you to have rich discussions when you gather as a HC.

Discuss it together during HC (Long Version). Answer all the questions beforehand and then discuss them together when you gather.

Discuss it together during HC (Short Version). In your group, discuss together the questions marked with a ○ which you have answered on your own beforehand. The marked questions have been picked specifically for groups that would like to go deeper on fewer questions. This option may be particularly helpful for online groups.

It is highly encouraged to engage during group time with the spiritual formation section at the end of each section marked with this icon: ⇒

USE THE SERMON DISCUSSION QUESTIONS

(available every Saturday online)

These are written specifically to help your HC reflect and respond to what was preached on the Sunday morning livestream.

LEADING THE WORD TIME

Remember that no leader has all the answers. Don't be afraid to say, "I don't know" or "let's come back to that next week when we've had some time to look into it."

Always remember that your HC coach is a great resource for topics and questions that come up in your Word discussion.

Ask clarifying questions if needed:

- o What do you mean?
- o Can you explain?
- o Tell me more about that.

Think about pausing to pray in the middle of a discussion in order to ask God for wisdom and insight on the topic.

Don't be afraid of silence. Sometimes people need time to process.

Practice good listening skills

- o Good listeners actively search for the meaning of what people are saying.
- o Good listeners also are listening to what Holy Spirit might have to say to encourage someone who has just shared.

Engage with the spiritual practice prompts (e.g. listening prayer, meditative reading, etc.)

End the Word time with prayer:

- o Ask God to keep bringing His Word alive throughout the week.
- o Bless each other specific to what you have just discussed and learned together.
- o Pray for one another's needs.



WITNESS

The House Church can be a terrific place for people to be introduced to Jesus. God often uses us as his credible witnesses in his pursuit of people that don't know him; our friends, relatives, neighbors and co-workers.

The House Church is a place where those who don't know Jesus can meet, see, and get to know those who are in a friendship with Jesus.

To be a credible witness means that we must demonstrate in both word and action the beauty of the Kingdom of God. It involves demonstration and proclamation - both show and tell. Our Witness happens both on the individual and corporate levels as people are drawn to the ethos of Jesus' kingdom.

*“Jesus probably wanted us
to show people who He is
by what we do,
not just tell them
what we think.”*

BOB GOFF

INCLUDE WITNESS BY...

Pray for those who haven't put their faith in Jesus.

- o Pray that Holy Spirit would bring conviction of sin and sensitivity to God's grace.
- o Pray for divine revelation, unexplainable peace, opportunities to pray for healing or tell them your story, and for them to seek and find Him.

Gather outside of the regular HC time and invite friends to join a social event.

Teach your HC members to authentically share their story – and practice during HC

- o What was your life like before you met Jesus?
- o How did you meet Jesus?
- o How has your life changed since you met Jesus?

Train & equip members to articulate the gospel (watch for upcoming training opportunities for HC leaders on this topic).

Use the Alpha video series as an evangelistic resource with your HC. (Contact sambrown@salemalliance.org for more details).

Invite friends, family, neighbors, coworkers to visit HC.

Don't forget to include kids in the Witness times – in many ways, they can teach adults how to be more credible witnesses.

DEMONSTRATE THE LOVE AND PEACE OF CHRIST

Volunteer together through ministries of SAC or other non-profits in our city.

Consider inviting others to join your group in serving our city.

Find ways to be justice, reconciliation, and peace-bearers together in our city through action and advocacy.

BE A WITNESS AROUND THE GLOBE

Consider adopting an international worker and partnering with their ministry.

Learn more about and pray regularly for the people of a specific country.

Network about projects and trip opportunities happening through our SAC global partnerships.

AS WE WITNESS, WE GROW AND MULTIPLY

Multiplication is all about finding ways to make space for those who aren't yet connected to church community as well as friends, neighbors, and family who don't yet know Jesus.

Multiplication happens in a wide variety of ways as House Churches seek to make disciples who can then go and make more disciples.

Not all House Churches will be in a position to think about multiplication right away, but all House Churches can find ways to actively engage in Kingdom advancement. We would love to coach your House Church about what disciple-making can look like for your unique HC.

“Therefore go and make disciples of all nations, baptizing them in the name of the Father and of the Son and of the Holy Spirit...”

MATTHEW 28:19-20

HOUSE CHURCH LEADER TRAININGS

Trainings will be held on the Thursday nights at 6:30PM and Friday mornings at 10:00AM via Zoom. They will also be recorded and made available online.

October 7/8 – Leading Great Conversations Pt 1:

From Politics To Spiritual Gifts
(Steve Fowler and Sarah Morrow)

October 21/22 – Leading Great Conversations Pt 2:

From Elections To Speaking In Tongues
(Rob Bashioum and Laura Scharer)

November 4/5 – Leading Meaningful Times Of Worship

(Jeff Brown)

November 18/19 – Spiritual Gifts Are Power For Witness

(Michelle Unwin and Rob Bashioum)

December 3/4 – Topic TBD

TouchPoint Mobile APP - First Time Set-Up

1. In your cell phone's APP Store, please search for "TouchPoint Mobile"
2. Download and open the APP
3. SET SERVER by typing in "**salemalliance**" in the server space. It will look like <https://salemalliance.tpsdb.com>. Click the blue ACCEPT button.
4. In the top right hand corner of the screen, click on LOG IN. This will take you to the TouchPoint Login page.
5. Please enter your username (typically firstinitiallastname), along with your password that you have established already.
6. Please set a four digit PIN. (This is what you will use for all future logins for the APP)
7. It will ask to enter the same four numbers again to confirm.
8. You will now be in the system. YAY! Touch/press the "Attendance" button.
9. The next screen should provide you the groups that you are authorized to take attendance on their behalf.
10. Each week there will be a complete list of members. Each will have a red x near their name. To mark a person in attendance, just touch/click on that person. With a slight delay, the red x will turn into a green check.
11. If you have a new person/guest, in the top right hand corner, you can click on the "add guest". You can then do a name search. i.e. If you were looking for Gina Wenger, type in "gi we". It should provide you options from our database of people who have attended Salem Alliance. Click on the person you want from your option. That is all you would need to do.
12. When you have gone through the list, that is all that needs to be done. You can then back out of attendance, and log out (top right hand corner).
13. If you need to drop someone from your group or add someone permanently, please email Sarah at smorrow@salemalliance.org.

Any questions or concerns please email touchpoint@salemalliance.org